


SEGNALI USO VARIAZIONE CORSIA

Fig.328



Piazzola viabilità ordinaria

Fig.329



Piazzola SOS autostradale

Fig.327



Inversione di marcia

Fig.337




Uso corsie

Fig.338




Uso corsie

Fig.343



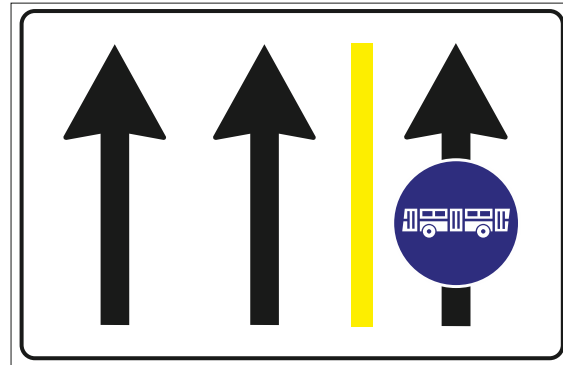
Variazione corsie disponibili

Fig.344



Variazione corsie disponibili

Fig.340




Uso corsie

Fig.341



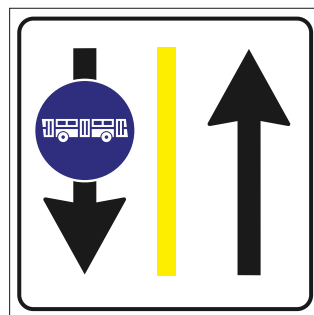
Variazione corsie disponibili

Fig.342



Variazione corsie disponibili

Fig.339



Uso corsie